

Phonics Workshop



Willow Park
C of E Primary School



Introducing how we teach children
to read.

An introduction to phonics

Aim

For you to understand how we are teaching your child to read.

Reading changes everything

Teach a child to read and keep that child reading and we will change everything.

And I mean everything.


Jeanette Winterson

Read Write Inc. Phonics daily lessons



We teach sounds, children practice reading and spelling words containing these sounds, then we give decodable books containing sounds and words they can read.

What is phonics?




All words are
made up of
sounds

Phonics is the method of teaching reading through the identification of sounds and graphemes (written form).



cat
ship
light

44 sounds



We use 44 sounds to make all of the words in the English language.



44 sounds

A diagram illustrating the relationship between sounds and letters. On the left, an orange square contains the text '44 sounds'. A large purple arrow points from this square to the right, where the 26 letters of the alphabet are arranged in three rows: 'a b c d e f g h i', 'j k l m n o p q r', and 's t u v w x y z'. Each letter is a different color and has a slight 3D effect.

a b c d e f g h i
j k l m n o p q r
s t u v w x y z

We have 44 sounds but only 26 letters.



Single sounds

In pairs (digraph)

In groups of 3
(trigraph)

The 26 letters work singularly, in pairs and sometimes in groups of threes to represent one sound. Every day we learn a new sound in Robin Class.

150 combinations!

Consonant sounds

f	l	m	n	r	s	v	z	sh	th	ng
ff	ll	mm	nn	rr	ss	ve	zz	ti		nk
ph	le	mb	kn	wr	se		s	ci		
					c		se			
					ce					

b	c	d	g	h	j	p	qu	t	w	x	y	ch
bb	k	dd	gg		j	pp		tt	wh			tch
	ck				g							
	ch				ge							
					dge							

Vowel sounds

a	e	i	o	u	ay	ee	igh	ow
	ea				<u>a-e</u>	<u>e-e</u>	<u>i-e</u>	<u>o-e</u>
					ai	y	ie	oa
						ea	i	o
						e	y	

oo	oo	ar	or	air	ir	ou	oy	ire	ear	ure
<u>u-e</u>			oor	are	ur	ow	oi			
ue			ore		er					
ew			aw							
			au							

sat
dress
horse
circle
piece

150 different ways to spell the 44 sounds

Speed Sounds Set 1 and Set 2

Consonant sounds – stretchy

f	l	m	n	r	s	v	z	sh	th	ng
										nk

Consonant sounds – bouncy

b	c	d	g	h	j	p	qu	t	w	x	y	ch
	k											

Vowel sounds – bouncy

a	e	i	o	u
---	---	---	---	---

Vowel sounds – stretchy

ay	ee	igh	ow
----	----	-----	----

The children learn these sounds first.

Vowel sounds – stretchy

oo	oo	ar	or	air	ir	ou	oy
----	----	----	----	-----	----	----	----

Pure Sounds (ruthmiskin.com)

Sound pronunciation guide

<https://www.youtube.com/watch?v=KUbrJPAt65g>

Ruth Miskin Training 'How to say the sounds'



Order of the sounds


We teach the sounds in this order. The first set of five sounds are m a s d t.

Speed Sounds Set 1


m m	a a	s s	d d	t t
i i	n n	p p	g g	o o
c c	k k	u u	b b	f f
e e	l l	h h	sh sh	r r
j j	v v	y y	w w	th th
z z	ch ch	qu qu	x x	ng nk

Name the pictures

To help the children remember the sounds we teach them the mnemonic pictures before they learn the sound.



sounds + blending = reading



Alongside teaching children sounds, we teach them to blend sounds to read words, for example s-a-t, sat.

Fred



This is Fred, he can only speak in sounds such as d-o-g and h-a-t.

Fred helps children practice blending sounds together because he needs the children to say the words for him.

Fred says d-o-g, children tell him the word dog.

Fred games and Fred talk throughout the day

Shall we have some **l-u-n-ch**?

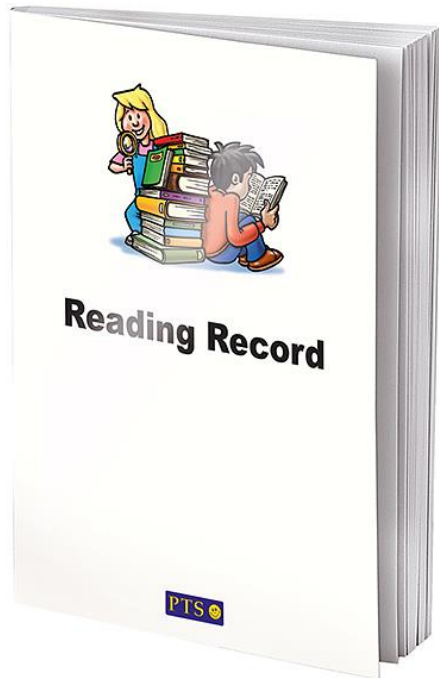
What would you like to **p-l-ay**?

Let's put on your **c-o-a-t**.


We use Fred Talk throughout the day in Robin Class to practice blending sounds together.



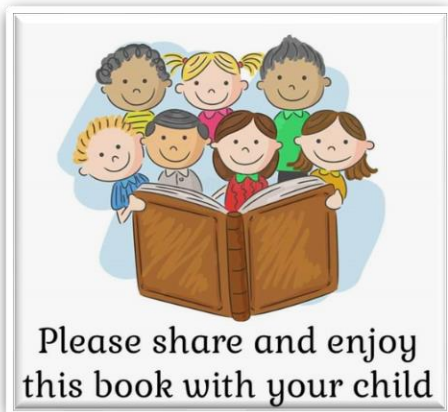
Reading at home



Your child is already coming home with a Reading for Pleasure book.

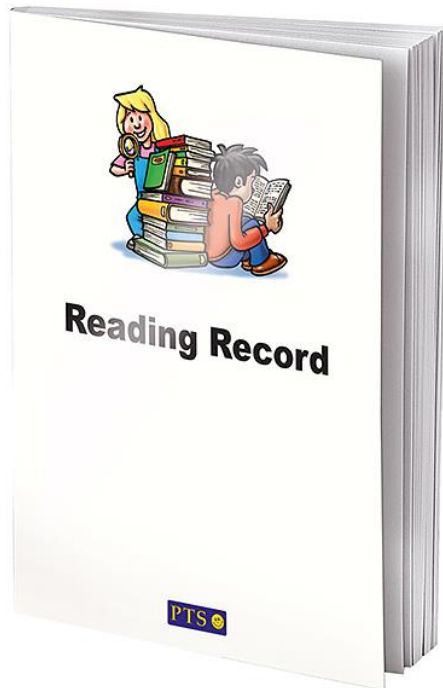


Once your child can blend sounds they will also come home with a RWI Sound Blending book and a Reading Record book.



Please share and enjoy this book with your child





Date	Book Title	Comment

After listening to your child read their RWI Sound Blending book please write in their Reading Record book. We are encouraging families to listen to their children read at least three times a week.

The RWI books progress in difficulty as they progress through the coloured book levels.

Read Write Inc Phonics									
Set 1	Ditty	Red	Green	Purple	Pink	Orange	Yellow	Blue	Grey
Reading for Pleasure Book									
and RWI Book Bag Book RWI Story eBook (date TBC)									



The RWI books children come home with are decodable. This means all of the sounds required to read the words within their book are sounds your child has been taught.

'Fred talk, read the word'

If your child hesitates whilst trying to read a word, please remind your child to 'Fred talk' then 'read the word'.



Black Hat Bob

Black Hat Bob
is on his ship.

This is his peg leg.



Red Words

I

said

Some words are 'tricky' because they contain letters that do not match the sounds the children have been taught.

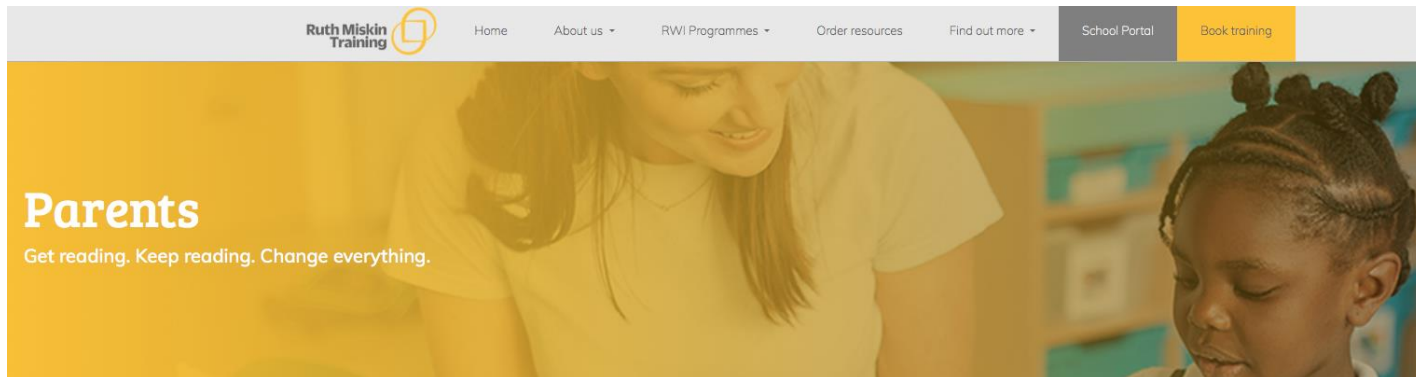
This is Red Hat Rob.



"I will grab that cash box," he said.

We teach these common exception words as Red Words.

Free Video Tutorials (ruthmiskin.com)



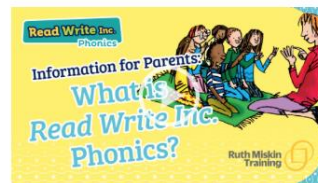
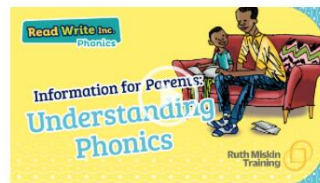
Read Write Inc. Phonics – information for parents

Our films show how we teach children to read and write with Read Write Inc. Phonics.

If your child is in a Read Write Inc. school or if you have bought a parent pack, the films will help you and your child practise together at home.

If you have a question for us, please get in touch via our [Facebook](#) and [Twitter](#) pages.

There are free video tutorials for parents on the Ruth Miskin website.



What can I do?

1. Use pure sounds, not letter names
2. Encourage them to 'Fred Talk, read the word'.
3. Listen to your child read their reading books at least three times a week and write in their Reading Record book.
4. Read stories to your child every day and discuss the story together.
5. Speak to us, we are here to support your child's reading journey

The more that you **read**, the more things you will **know**. The more that you **learn**, the more **places you'll go!**

Dr. Seuss

Any questions?

Q&A

Online resources available

Ruth Miskin Parents' Page:

<http://www.ruthmiskin.com/en/parents/>

Ruth Miskin Facebook:

<https://www.facebook.com/miskin.education>

Free e-books for home reading:

<http://www.oxfordowl.co.uk/Reading/>

Thank you for coming.

If you have any further questions, please
do come and ask us.